

The queen bee is the ruler! She produces eggs that develop into all the other bees in her colony. The queen bee is usually much bigger than the other bees. Her abdomen is long, thin and pointed at the bottom so that she can easily lay eggs inside the honeycomb cells. Some beekeepers mark the queen bee with a brightly-coloured dot near the top of her body so they can find her easily.

Can you find the queen bee in each of these ten pictures? Draw a circle around her where you see her.

1.



2.



3.



4.



5.



6.



7.



8.



9.



10.





Bees Spot the queen ANSWERS



10.




5.




9.




4.



8.



3.



7.



2.



6.



1.